

An elegant and efficient LED lantern with a prismatic enclosure to prevent glare and provide a unique, comfortable light


- Choice between asymmetrical and symmetrical light distribution
- Low cost of ownership with a lifetime of 100,000 hours (25°C, L70) and a Bi power switch as standard
- Complete family with coordinated column, bollard and wall versions

Applications

- Cityscape
- City squares
- Pedestrian Areas
- Car parks
- Parks and gardens

Lamp information

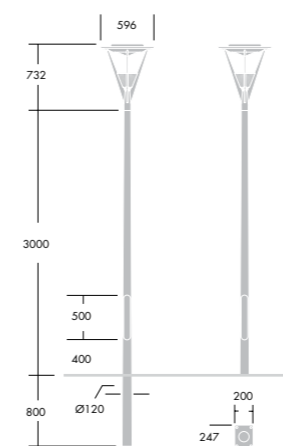
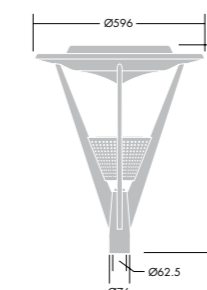
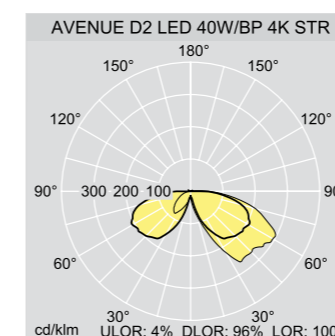
- Life time 20W/30W versions: 100,000h @L70 Ta 25°C.
- Life time 40W version: 100,000h dimming on/ 70,000h dimming off @L70 Ta 25°C.
- 1420Llm (20W), 1913Llm (30W), 2454Llm (40W)
- Up to 71Llm/W (LED lm/W)
- 3000/4100K



General information

- Two lampshield finishes: copper effect (1) and stainless steel effect (2)
- Bi Power Switch available as standard to deactivate dimming when required (3)
- Prismatic diffuser to prevent glare and create a unique light signature at night (4)

Overview



Materials/Finish

Base and arms: die cast aluminium. Canopy: spun aluminium. Finish: powder coating sandy dark grey (close to RAL7043). Lampshield: metallised PC with copper or stainless steel, special varnish to prevent ageing effect and preserve the initial gloss appearance. Diffuser: clear UV stabilised PC with anti glare prisms. Reflector and mirrors (street distribution): high reflective anodised aluminium. Screw fixings: stainless steel Aluminium: 59%. Plastic: 20%

Installation/Mounting

Suitable for Post top mounting. Recommended height: 3/4m, coordinated 3m Avenue conical column made of aluminium. Spigot: 60mm (length: 90mm). Access to gear and led module (replaceable) via 4 screws from the canopy. Product supplied with connector below the lantern or pre-wired with 4m cable HO5 RN-F. Delivered ready to install, complete with factory fitted integral gear, all supplied in one box.

Specification

To specify lantern state: IP66 post top decorative aluminium lantern with 20/30/40W LED packages, powder coated dark grey finish, with prismatic diffuser and a choice of metallised PC copper or stainless steel lampshields. Street or symmetrical distributions, integrated dimming system and coordinated decorative column. As Thorn Avenue D² LED.

Ordering Guide

Supplied complete with LEDs

| Description | Weight (kg) | SAP Code |
|---|-------------|----------|
| Symmetrical optic | | |
| AVENUE D2 LED 20W/BP 4K CL1 R/S CU | 8.40 | 96261392 |
| AVENUE D2 LED 30W/BP 4K CL1 R/S CU | 8.40 | 96261393 |
| AVENUE D2 LED 40W/BP 4K CL1 R/S CU | 8.40 | 96261394 |
| AVENUE D2 LED 20W/BP 4K CL1 R/S RS | 8.40 | 96261395 |
| AVENUE D2 LED 30W/BP 4K CL1 R/S RS | 8.40 | 96261396 |
| AVENUE D2 LED 40W/BP 4K CL1 R/S RS | 8.40 | 96261397 |
| AVENUE D2 LED 20W/BP 4K CL2 R/S CU | 8.40 | 96261356 |
| AVENUE D2 LED 30W/BP 4K CL2 R/S CU | 8.40 | 96261357 |
| AVENUE D2 LED 40W/BP 4K CL2 R/S CU | 8.40 | 96261358 |
| AVENUE D2 LED 20W/BP 3K CL2 R/S CU | 8.40 | 96261359 |
| AVENUE D2 LED 30W/BP 3K CL2 R/S CU | 8.40 | 96261360 |
| AVENUE D2 LED 40W/BP 3K CL2 R/S CU | 8.40 | 96261361 |
| AVENUE D2 LED 20W/BP 4K CL2 R/S RS | 8.40 | 96261362 |
| AVENUE D2 LED 30W/BP 4K CL2 R/S RS | 8.40 | 96261363 |
| AVENUE D2 LED 40W/BP 4K CL2 R/S RS | 8.40 | 96261364 |
| AVENUE D2 LED 20W/BP 3K CL2 R/S RS | 8.40 | 96261365 |
| AVENUE D2 LED 30W/BP 3K CL2 R/S RS | 8.40 | 96261366 |
| AVENUE D2 LED 40W/BP 3K CL2 R/S RS | 8.40 | 96261367 |
| Asymmetrical (Street) optic | | |
| AVENUE D2 LED 20W/BP 4K CL1 STR CU | 8.40 | 96261398 |
| AVENUE D2 LED 30W/BP 4K CL1 STR CU | 8.40 | 96261399 |
| AVENUE D2 LED 40W/BP 4K CL1 STR CU | 8.40 | 96261400 |
| AVENUE D2 LED 20W/BP 4K CL1 STR RS | 8.40 | 96261401 |
| AVENUE D2 LED 30W/BP 4K CL1 STR RS | 8.40 | 96261402 |
| AVENUE D2 LED 40W/BP 4K CL1 STR RS | 8.40 | 96261403 |
| AVENUE D2 LED 20W/BP 4K CL2 STR CU | 8.40 | 96261368 |
| AVENUE D2 LED 30W/BP 4K CL2 STR CU | 8.40 | 96261369 |
| AVENUE D2 LED 40W/BP 4K CL2 STR CU | 8.40 | 96261370 |
| AVENUE D2 LED 20W/BP 3K CL2 STR CU | 8.40 | 96261371 |
| AVENUE D2 LED 30W/BP 3K CL2 STR CU | 8.40 | 96261372 |
| AVENUE D2 LED 40W/BP 3K CL2 STR CU | 8.40 | 96261373 |
| AVENUE D2 LED 20W/BP 4K CL2 STR RS | 8.40 | 96261374 |
| AVENUE D2 LED 30W/BP 4K CL2 STR RS | 8.40 | 96261375 |
| AVENUE D2 LED 40W/BP 4K CL2 STR RS | 8.40 | 96261376 |
| AVENUE D2 LED 20W/BP 3K CL2 STR RS | 8.40 | 96261377 |
| AVENUE D2 LED 30W/BP 3K CL2 STR RS | 8.40 | 96261378 |
| AVENUE D2 LED 40W/BP 3K CL2 STR RS | 8.40 | 96261379 |
| Symmetrical optic with pre-wired cable | | |
| AVENUE D2 LED 20W/BP 3K CL2 R/S N4M CU | 8.40 | 96261380 |
| AVENUE D2 LED 30W/BP 3K CL2 R/S N4M CU | 8.40 | 96261381 |
| AVENUE D2 LED 40W/BP 3K CL2 R/S N4M CU | 8.40 | 96261382 |
| AVENUE D2 LED 20W/BP 3K CL2 R/S N4M RS | 8.40 | 96261383 |
| AVENUE D2 LED 30W/BP 3K CL2 R/S N4M RS | 8.40 | 96261384 |
| AVENUE D2 LED 40W/BP 3K CL2 R/S N4M RS | 8.40 | 96261385 |
| Asymmetrical (Street) optic with pre-wired cable | | |
| AVENUE D2 LED 20W/BP 3K CL2 STR N4M CU | 8.40 | 96261386 |
| AVENUE D2 LED 30W/BP 3K CL2 STR N4M CU | 8.40 | 96261387 |
| AVENUE D2 LED 40W/BP 3K CL2 STR N4M CU | 8.40 | 96261388 |
| AVENUE D2 LED 20W/BP 3K CL2 STR N4M RS | 8.40 | 96261389 |
| AVENUE D2 LED 30W/BP 3K CL2 STR N4M RS | 8.40 | 96261390 |
| AVENUE D2 LED 40W/BP 3K CL2 STR N4M RS | 8.40 | 96261391 |
| Columns | | |
| AVENUE 2 COL 3M CCO AL MPL GRY | 20.00 | 96261607 |
| AVENUE 2 COL 3M CCO AL MPL FAI GRY | 20.00 | 96261608 |
| AVENUE 2 COL 3M CCO AL MGR GRY | 20.00 | 96261609 |

BP - Bi-power switch, CL1 - Class Electrical I, CL2 - Class Electrical II, R/S - Symmetric optic, STR - Asymmetric (Street) Optic, N4M - pre-wired cable, CU - Copper lampshield, RS - Stainless steel lampshield, MPL - Flange mounted, FAI - Anchor bolts included, MGR - Root mounted

